

WORKAROUND FOR PROBLEMS WITH UPDATING "GARMIN" GPS DEVICES

by Francis Chao

fchao2@yahoo.com



Web location for this
presentation:

<http://aztcs.org>

Click on

“Meeting Notes”

SUMMARY

Garmin's GPS devices are some of the best that are available.

However, the two software utilities that they provide for updating the firmware and maps in their devices are problematic. Here is a workaround procedure for getting your Garmin GPS unit updated.

TOPICS

- Two Software Utilities With Problems
- Workaround Procedure to Compensate For the Problems

TWO "GARMIN"
SOFTWARE
UTILITIES WITH
PROBLEMS:

TWO SOFTWARE UTILITIES..

- Garmin provides two software utilities for updating the maps and firmware inside their GPS devices:
"Garmin Express"
and
"WebUpdater"

TWO SOFTWARE UTILITIES

(continued)

- The "Garmin Express" software utility can be downloaded at <http://software.garmin.com/en-US/express.html>

This software utility is available for "Windows.." and Mac "OS X" computers.



http://software.garmin.com/en-US/expr



Garmin Express



Support



Garmin Express

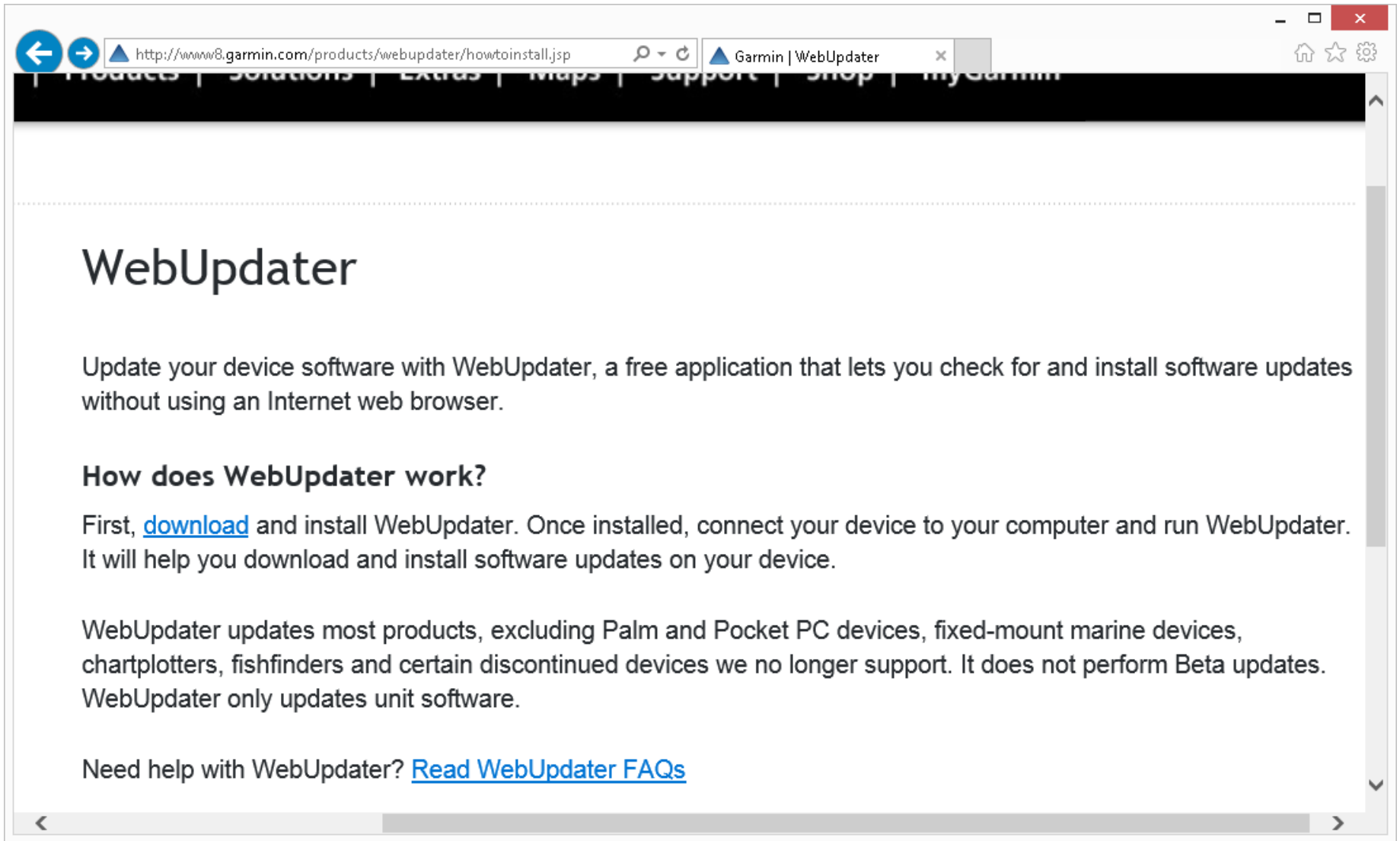
Garmin Express is software that helps you manage your Garmin devices.

- Update your maps
- Upload activities to Garmin Connect
- Register your products
- Update golf course maps

TWO SOFTWARE UTILITIES

(continued)

- The "WebUpdater" software utility can be downloaded at <http://www8.garmin.com/products/webupdater/howtoinstall.jsp>
This software utility is available for "Windows.." and Mac "OS X" computers.



TWO SOFTWARE UTILITIES (continued)

- "Garmin Express" software fails to install map and firmware updates when it is run by itself. After you run this program, it tells you to attach your Garmin GPS device to your "Windows.." or Mac "OS X" computer by means of a USB cable. After you do so, all map and firmware updates fail to complete.

TWO SOFTWARE UTILITIES

(continued)

- "WebUpdater" software is able to install firmware upgrades for a Garmin GPS device. However, it does not have the ability to install map updates.

WORKAROUND FOR UPDATING THE MAPS AND FIRMWARE IN A GARMIN GPS DEVICE:

WORKAROUND FOR UPDATING A GARMIN GPS DEVICE

- Download "WebUpdater" software into your "Windows.." or Mac "OS X" computer.
- Run "WebUpdater" and use it to update the firmware in your Garmin "GPS" device.

WORKAROUND FOR UPDATING A GARMIN GPS DEVICE (continued)

- Download "Garmin Express" software into your "Windows.." or Mac "OS X" computer.
- Run "Garmin Express" and use it to update the firmware in your Garmin "GPS" device.

GARMIN Express™


nüvi 3590


Updates Device Extras

✓ All updates were successfully completed.

Updates

[Check for Updates](#)

 Your maps are up to date.
Full Coverage of North America 2015.30
[Reinstall Map](#)

 Your device software is up to date.
Version 8.20