

# USING THE "IZYMAIL" SERVICE TO DOWNLOAD "YAHOO MAIL" INTO AN EMAIL CLIENT PROGRAM

by Francis Chao  
fchao2@yahoo.com



Web location for this  
presentation:

<http://aztcs.org>

Click on

“Meeting Notes”

# SUMMARY

The free version of "Yahoo Mail" does not allow direct POP3 downloads of received email and direct SMTP uploads of sent email from an email client program. The free Izymail server resolves this problem.

# TOPICS

- Limitations of the free version of "Yahoo Mail"
- Setting up an account at the "Izmail" Web site
- Configuring your email client software program to send and receive your "Yahoo Mail" using the "Izmail" server as an intermediary

# Limitations of "Yahoo Mail"

- The free version of "Yahoo Mail" is officially only allows "Web Mail" access from a Web browser such as "Internet Explorer".  
However, the non-free version of "Yahoo Mail" which is called "Yahoo! Mail Plus" allows "POP3" and "IMAP" downloads. 5

## Limitations of "Yahoo Mail" (continued)

- The free version of "Yahoo Mail" unofficially supports "IMAP" for receiving email as described at <http://guillaumeb.com/ym/imap.html>

## **Limitations of "Yahoo Mail"**

- However, IMAP is complex to configure and many users of email client software prefer the simplicity of downloading receive email from a POP3 server and uploading sent email to an SMTP server.

# Izymail As A Free Email Gateway

- The free Izymail server service acts as a gateway between Webmail access to your free "Yahoo Mail" account and it's own POP3 and SMTP servers.



# Izymail As A Free Email Gateway

- To set up your account at Izymail, use an Web browser to go to <http://v3.izymail.com/>



Izy http://v3.izymail.com/



Izy IzyMail - WebMail in your l... x



File Edit View Favorites Tools Help



# IzyMail

webmail in your inbox

[home](#) [why?](#) [how?](#) [what?](#) [login](#) [support](#) [news!](#)

## Yes, it does work with your Hotmail account...

... and not just with the **iPhone**

IzyMail enables you to access webmail from major providers such as AOL, Yahoo, MSN, Hotmail, Windows Live, Fastmail or Gmail with any eMail application.

Whether you want to use Gmail, Outlook, Thunderbird, Evolution, iPhone, Palm PDA, Pocket PC, Smartphone or other applications, whether you want to automate eMail processing with rules or use advanced anti-virus or spam protection, IzyMail provides the technology you need.



[Why should I use IzyMail?](#)

[How does it work?](#)

[What can IzyMail do for me?](#)

[FREE registration](#)

## In your language (automatic translation)

- [Français](#)
- [Deutsch](#)
- [Nederlands](#)
- [Italiano](#)
- [Español](#)
- [Português](#)

## Quick Start

Take a head-start with IzyMail: Enter your name and eMail address, click the auto-configuration button.

Your name:

eMail address:

iPhone Mail

100%

# Quick Start

---

Take a head-start with IzyMail: Enter your name and eMail address, click the auto-configuration button.

**Your name:**

**eMail address:**

**Start AutoConfig**

---

# Quick Start

---

Take a head-start with IzyMail: Enter your name and eMail address, click the auto-configuration button.

Your name:

eMail address:

---

## Message from webpage



Instructions:

A configuration file for Outlook / Outlook Express will be downloaded.  
Please proceed as follows:

- 1- [Run] the configuration file \*
- 2- confirm with [Yes] and [OK]
- 3- exit and restart Outlook / Outlook Express

(\* or choose [Save] and open the file from your hard drive )

OK

Cancel

FREE registration

Start AutoConfig

Do you want to run or save **lzyMail\_profile\_for\_frank\_c19@yahoo\_com.reg** from **v3.izymail.com**?



This type of file could harm your computer.

Run

Save



Cancel



• Français

• Italiano

## Registry Editor



Adding information can unintentionally change or delete values and cause components to stop working correctly. If you do not trust the source of this information in C:\Users\testuser\AppData\Local\Microsoft...\IzyMail\_profile\_for\_frank\_c19@yahoo\_com.reg, do not add it to the registry.

Are you sure you want to continue?

Yes

No



## Registry Editor



The keys and values contained in  
C:\Users\testuser\AppData\Local\Microsoft\...\IzyMail\_profile\_for\_frank\_c19@yahoo\_com.reg  
have been successfully added to the registry.

OK





low does it work?

Your name: Francis Chao



 **Inbox**

Folders

-  IzyTest Yahoo
-  **Inbox** (2)
-  \_Draft
-  \_Sent
-  \_Trash
-  News
-  **Personal**

## Setup

**Configure your eMail profile**



**Import into Gmail**

**Outlook Express**

**Outlook**



Izy http://v3.izymail.com/register.aspx



Izy IzyMail - Please register you... x



File Edit View Favorites Tools Help



home why? how? what? login support news!

## Please login or register

IzyMail provides you with POP3 or IMAP and email forwarding services for your webmail account. Registration is FREE and gives you a range of configuration options. [\[Control Panel preview ...\]](#).

Please enter your email address, your password and the 4-digit validation code. The password is required to ensure that you are the legitimate owner of this address, the validation code (new registrations only) prohibits abuse by automated robot scripts.

eMail address:

We currently support **Hotmail**, MSN, Windows Live, **Yahoo**, AOL, FastMail, **Gmail** and custom domains at Windows Live / Office Live. More to follow shortly.

Password:

Login »

Validation code:

9633

Validation code:

[IzyMail Terms of Service](#)

FREE Registration »

Your **password** is always the original password of your provider. For example, it is the same password that you would enter at <http://www.hotmail.com> or <http://mail.yahoo.com>

## In your language (automatic translation)

- Français
- Italiano
- Deutsch
- Español
- Nederlands
- Português

## Quick Start

Take a head-start with IzyMail: Enter your name and eMail address, click the auto-configuration button.

Your name:

eMail address:

Start AutoConfig

## iPhone Mail



## Please login or register

IzyMail provides you with POP3 or IMAP and email forwarding services for your webmail account. Registration is FREE and gives you a range of configuration options. [[Control Panel preview ...](#)].

Please enter your email address, your password and the 4-digit validation code. The password is required to ensure that you are the legitimate owner of this address, the validation code (new registrations only) prohibits abuse by automated robot scripts.

eMail address:

Password:

Validation code:

> [IzyMail Terms  
of Service](#)

We currently support **Hotmail**, MSN, Windows Live, **Yahoo**, **AOL**, FastMail, **Gmail** and custom domains at Windows Live / Office Live. More to follow shortly.

Validation code:

9633



## Your eMail profile

Thank you for your registration. You are now ready to proceed to your eMail application and set up a new account profile.

**User name:** fra[redacted]@yahoo.com

(Account name) including the ...@yahoo.com part!

**Password:** ..... (your password)

**Incoming server:** in.izymail.com

**Outgoing server:** out.izymail.com

**Server type:** **POP3:** Quick and easy  
(Account type) **IMAP4:** For power users, possibly *sloooow*

[Subscribe »](#)

The exact steps vary by application. Please consult your application's help files or manual, if needed.



Mozilla  
Thunderbird

## Mail Account Setup



Your name: Francis Chao Your name, as shown to others

Email address: f[REDACTED]@yahoo.com

Password: ●●●●●●

Remember password

[Get a new account](#)

[Continue](#)

[Cancel](#)

## Mail Account Setup

Your name:

Your name, as shown to others

Email address:

Password:

Remember password

## Mail Account Setup



Your name: Francis Chao Your name, as shown to others

Email address: fran[redacted]@yahoo.com

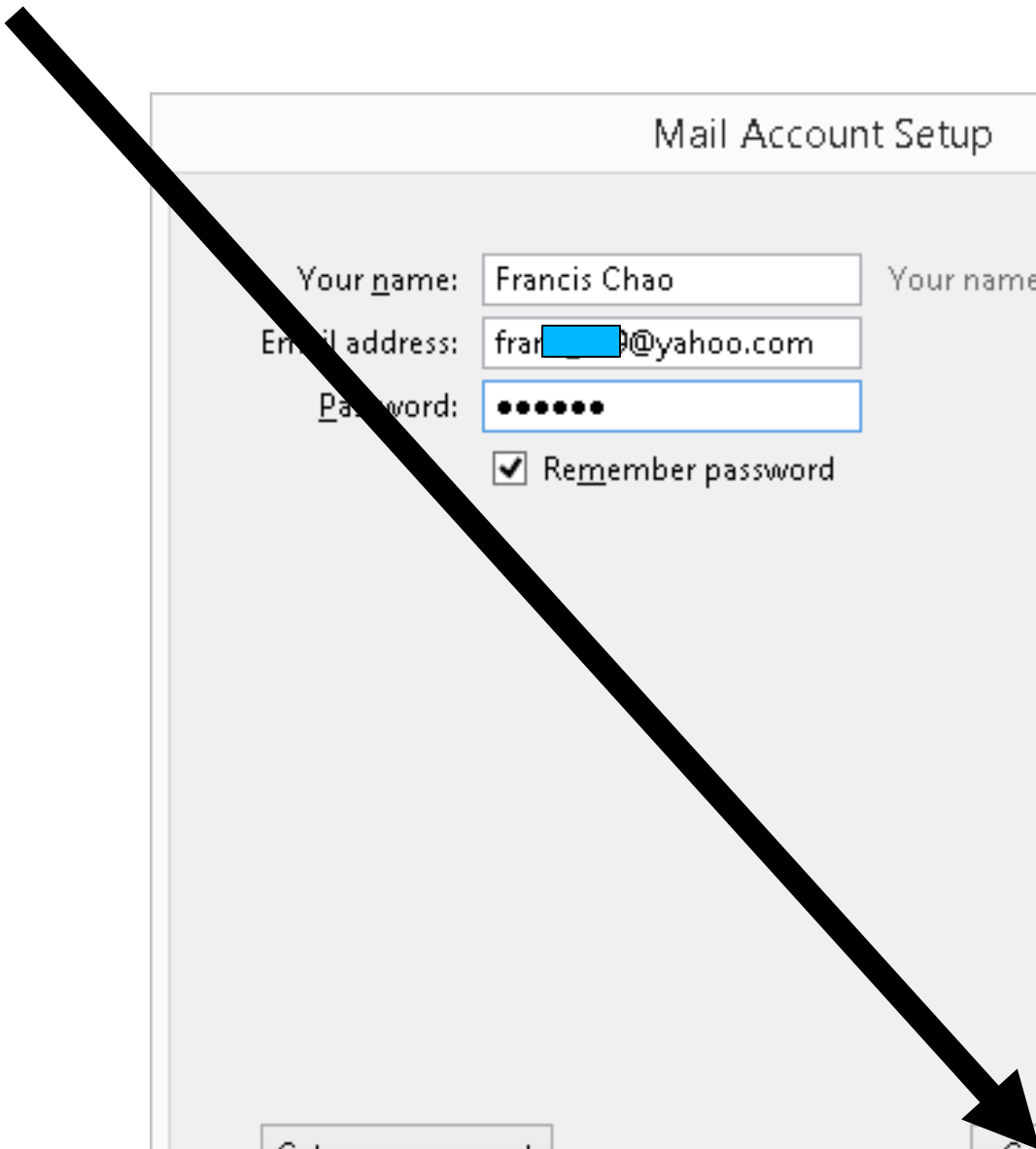
Password: ●●●●●●

Remember password

Get a new account

Continue

Cancel





# Mail Account Setup



Your name: Francis Chao

Your name, as shown to others

Email address: f [redacted] @yahoo.com

Password: ●●●●●●

Remember password

Configuration found in Mozilla ISP database

IMAP (remote folders)    POP3 (keep mail on your computer)

Incoming: POP3, pop.mail.yahoo.com, SSL

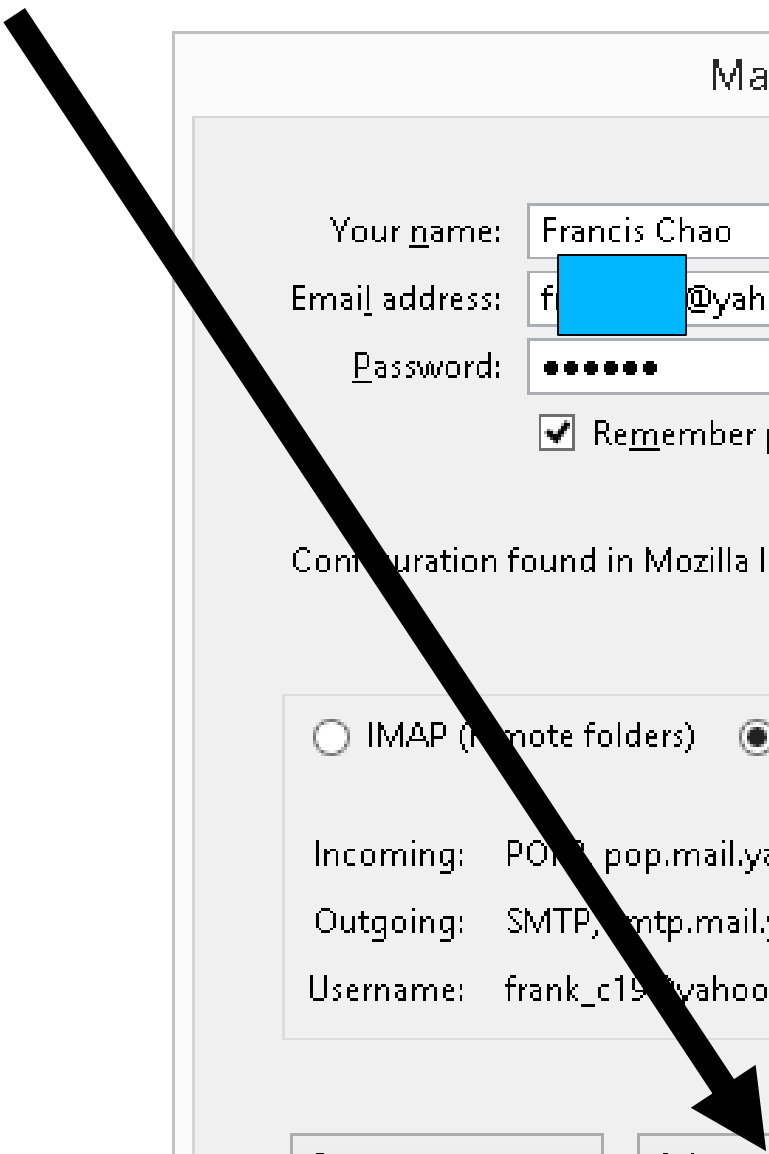
Outgoing: SMTP, smtp.mail.yahoo.com, SSL

Username: frank\_c19@yahoo.com

Get a new account

Advanced config

Cancel



# Account Settings



## Yahoo IMAP frank\_c19@ya...

- Server Settings
- Copies & Folders
- Composition & Addressing
- Junk Settings
- Synchronization & Storage
- Return Receipts
- Security

## frank\_c19@yahoo.com

- Server Settings
  - Copies & Folders
  - Composition & Addressing
  - Junk Settings
  - Disk Space
  - Return Receipts
  - Security
- ## Local Folders
- Junk Settings
  - Disk Space
  - Outgoing Server (SMTP)

Account Actions ▾

## Server Settings

Server Type: POP Mail Server

Server Name:  Port:  Default: 995

User Name:

### Security Settings

Connection security:

Authentication method:

### Server Settings

Check for new messages at startup

Check for new messages every  minutes

Automatically download new messages

Fetch headers only

Leave messages on server

For at most  days

Until I delete them

### Message Storage

Empty Trash on Exit

Advanced...

Local directory:

Browse...

OK

Cancel

## Account Settings



### Server Settings

Server Type: POP Mail Server

Server Name: in.izymail.com

Port:

995

Default: 995

User Name: [redacted]\_c19@yahoo.com

### Security Settings

Connection security:

SSL/TLS



Authentication method:

Normal password



Return Receipts

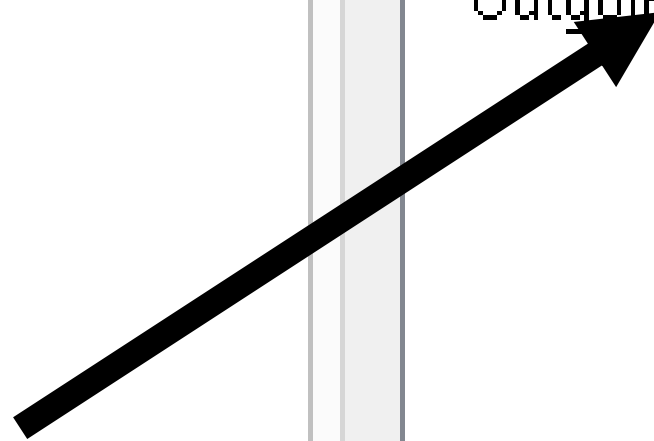
Security

Local Folders

Junk Settings

Disk Space

Outgoing Server (SMTP)



Fet

Lea

Message

Err

Local c

C:\Use

# SMTP Server



## Settings

Description: Izymail SMTP Server

Server Name: out.izymail.com

Port: 465 Default: 465

## Security and Authentication


Connection security: SSL/TLS

Authentication method: Normal password

User Name: fra[redacted]@yahoo.com

OK

Cancel



## SMTP Server



### Settings

Description: izymail SMTP Server

Server Name: out.izymail.com

Port: 465 Default: 465

### Security and Authentication

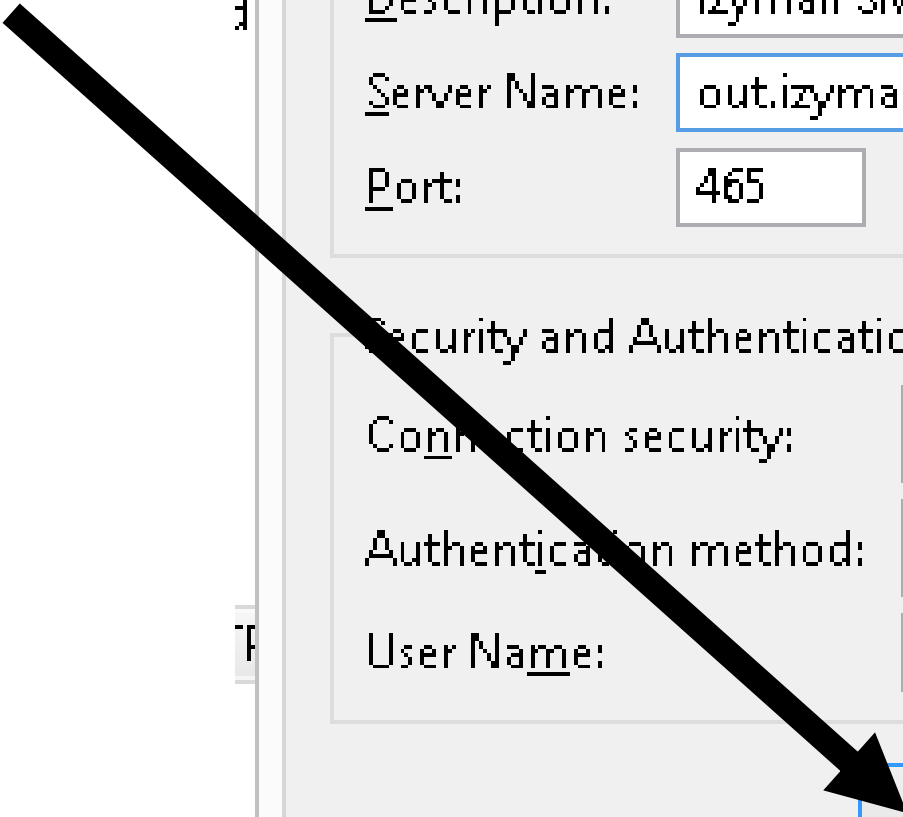
Connection security: SSL/TLS

Authentication method: Normal password

User Name: fra[REDACTED]@yahoo.com

OK

Cancel



# Account Settings



## Yahoo IMAP frank\_c19@ya...

- Server Settings
- Copies & Folders
- Composition & Addressing
- Junk Settings
- Synchronization & Storage
- Return Receipts
- Security

## frank\_c19@yahoo.com

- Server Settings
- Copies & Folders
- Composition & Addressing
- Junk Settings
- Disk Space
- Return Receipts
- Security
- Local Folders
- Junk Settings
- Disk Space
- Outgoing Server (SMTP)

Account Actions

## Server Settings

Server Type: POP Mail Server

Server Name: in.izymail.com Port: 995 Default: 995

User Name: [redacted]@yahoo.com

### Security Settings

Connection security: SSL/TLS

Authentication method: Normal password

### Server Settings

Check for new messages at startup

Check for new messages every 10 minutes

Automatically download new messages

Fetch headers only

Leave messages on server

For at most 14 days

Until I delete them

### Message Storage

Empty Trash on Exit

Advanced...

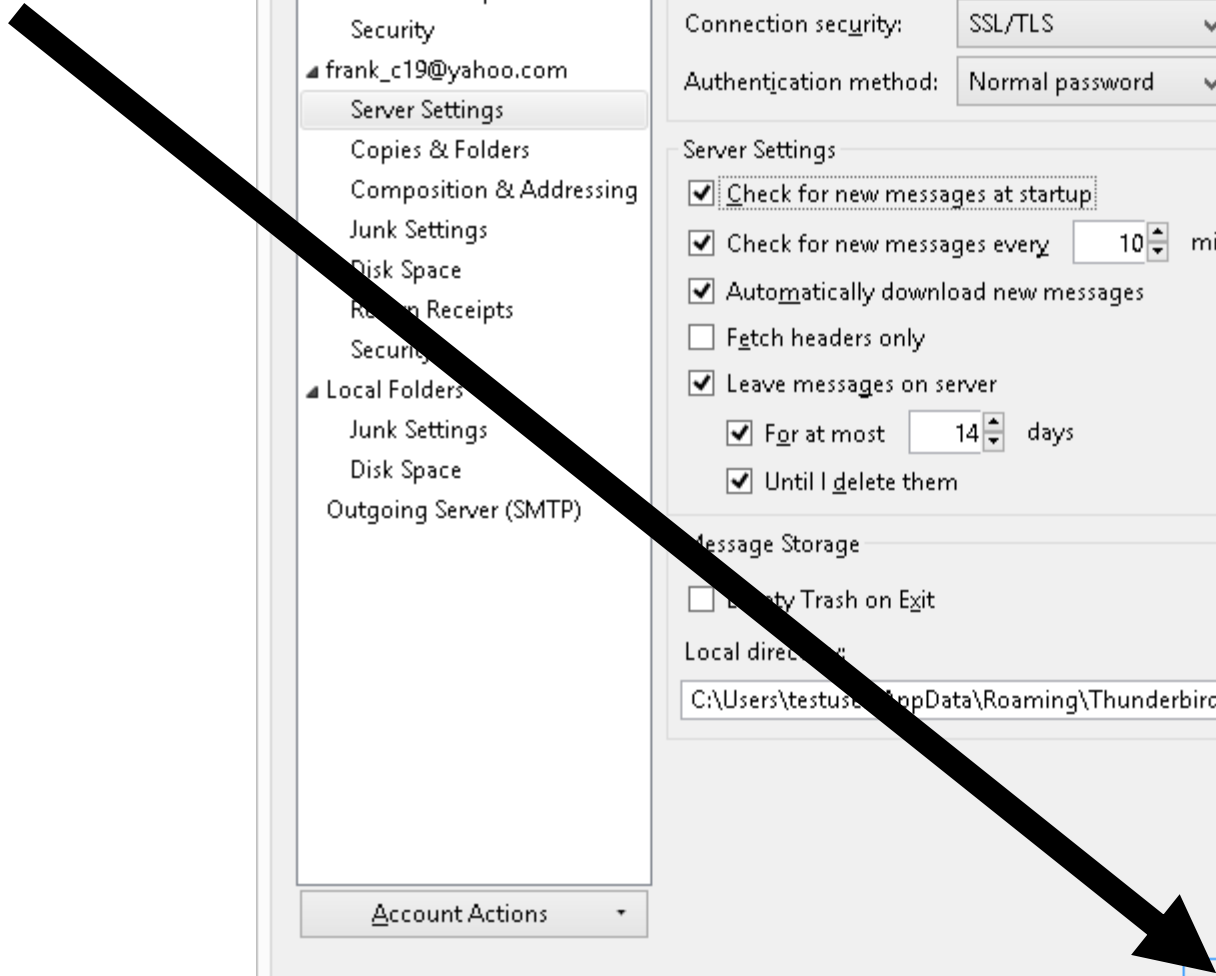
Local directory:

C:\Users\testuser\AppData\Roaming\Thunderbird\Profiles\

Browse...

OK

Cancel



ge Storage

npty Trash on Exit

Advanced...

directory:

ers\testuser\AppData\Roaming\Thunderbird\Profiles\

Browse...

OK

Cancel





Inbox - lzymail [redacted]@ya...

Get Mail | Write | Chat | Address Book | Tag | Quick Filter | Search... <Ctrl+K>

Quick Filter: [redacted] Filter these messages

	★	✉	Subject	From	Date
	☆		test 1	F Chao	8/14/2013 1...
	☆		test 2	F Chao	8/14/2013 1...
	☆		test 5	F Chao	8/14/2013 1...
	☆		Test 1 on 2013-08-17	F Chao	8/17/2013 1...
	☆		Test 2 on 2013-08-17	F Chao	8/17/2013 1...

Navigation: lzymail fr [redacted]@yahoo.com, Inbox (5), Trash, Local Folders, Trash, Outbox