

Using "VMWare Workstation Player" to Run "Windows 10" in a Virtual Machine

by Francis Chao
fchao2@yahoo.com



GREATER SOUTH BAY PC USERS GROUP



WINNERS
WINdows usERS

TuCSon COMPUTER SOCIETY

Web location for
this presentation

<http://aztcs.org>

Click on “Meeting Notes”

SUMMARY

Using a "virtual machine program" such as the free "VMware Workstation Player" running inside your existing "Windows.." or "Linux.." computer, you can create "virtual machines" with "Windows 10" running inside them.

TOPICS

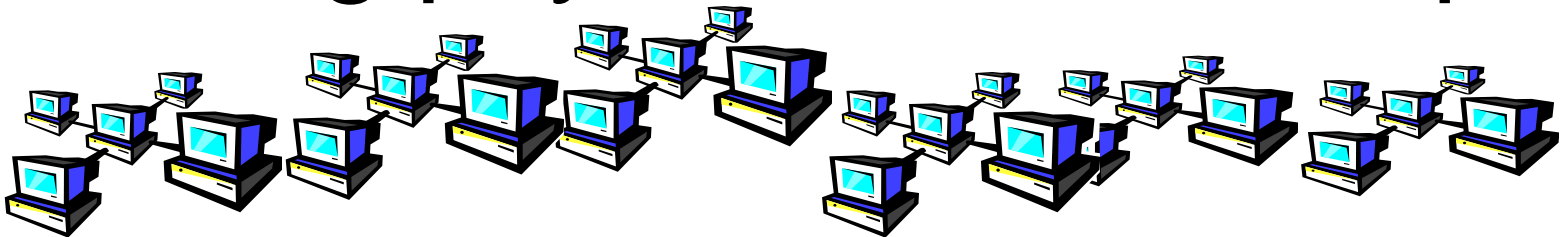
- "Virtual Machine" Concept
- Benefits of Using "Virtual Machines"
- "VMware Workstation Player" Virtual Machine Program
- Steps for Implementing "Virtual Machines"

"VIRTUAL MACHINE" CONCEPT

- A "virtual machine" is a single window inside your existing computer that acts like an entire separate computer.

BENEFITS OF USING "VIRTUAL MACHINES"

- When you use "virtual machines" in free "virtual machine programs," it is like **getting a pile of computers to use for free** with all of them residing inside your existing physical "host" computer.



BENEFITS OF USING

"VIRTUAL MACHINES" (continued)

- **Thin Provisioning** of hard drives:
Virtual machines can help you avoid buying more hard drives because, by default, they are set up to "fool" their guest operating systems into "seeing" more hard drive space than is actually physically available.



BENEFITS OF USING "VIRTUAL MACHINES" (continued)

- You can easily **run software that normally conflicts with each other or slows each other down** (such as multiple versions of “Microsoft Office”) in separate virtual machines so that they do not "see" each other.

BENEFITS OF USING

"VIRTUAL MACHINES" (continued)

- With virtual machines, you no longer need to keep older computers around in order to run those beloved MS-DOS games or to run prior-year versions of income tax software or old versions of financial software such as "Quicken", "QuickBooks", or "Turbotax."



BENEFITS OF USING "VIRTUAL MACHINES" (continued)

- You can **clone existing "virtual machines"** in the fraction of time it takes to set up, "reload," or "re-image" real, physical computers.

BENEFITS OF USING "VIRTUAL MACHINES" (continued)

- If you use a cloned "virtual machine" for accessing the Web and it catches a virus/malware/Trojan or ransomware, you can delete the cloned "virtual machine" and create a fresh new virtual machine in tens of minutes.

"VMWARE WORKSTATION PLAYER"

VIRTUAL MACHINE PROGRAM

- Free for non-commercial use
- Easy to clone and move virtual machines
- Better and faster virtual USB ports than other virtual machine programs

"VMWARE WORKSTATION PLAYER" VIRTUAL MACHINE PROGRAM (CONTINUED)

- Faster running virtual machines relative to other virtual machine programs (for most "Windows.." computers).

IMPLEMENTING "VIRTUAL MACHINES"

**Real computer
(="host computer") runs
64-bit version of
"Windows 7",
"Windows 8," , "Windows
8.1", or "Windows 10"**

**BIG STEP 100:
INSTALL A
"VIRTUAL MACHINE
PROGRAM"**

Real computer (= "host computer")
runs 64-bit version of "Windows.."

Install the free "VMware
Workstation Player" program
= "virtual machine program"

The actual steps for "BIG
STEP 100" are located at:

[http://aztcs.org/meeting_notes
/winhardsig/virtualmachines/v
mware-1-installing.pdf](http://aztcs.org/meeting_notes/winhardsig/virtualmachines/vmware-1-installing.pdf)

<http://bit.ly/vmbigstep100>

**BIG STEP 200:
CREATE A NEW
"VIRTUAL MACHINE"
USING THE "VIRTUAL
MACHINE" PROGRAM**

**Real computer (= "host computer")
runs 64-bit version of "Windows.."**

**"VMware Workstation Player"
= "virtual machine program"**

Create a new "virtual machine"

The actual steps for “Big Step 200” are located at:
http://aztcs.org/meeting_notes/winhardsig/virtualmachines/vmware-2-createVM.pdf

<http://bit.ly/vmbigstep200>

**BIG STEP 300: INSTALL
A "WINDOWS 10"
INTO THE
"VIRTUAL MACHINE"**

**Real computer (= "host computer")
runs 64-bit version of "Windows.."**

**"VMware Workstation Player"
= "virtual machine program"**

**Install "Windows 10"
as a
"guest operating system"
inside the "virtual machine"**

The actual steps for “Big Step 300” are located at:
http://aztcs.org/meeting_notes/winhardsig/virtualmachines/vmware-3B-install-Win10EntEval.pdf

<http://bit.ly/vmbigstep300>

**BIG STEP 400: INSTALL
THE VIRTUAL MACHINE
PROGRAM'S DRIVERS
INTO THE
"VIRTUAL MACHINE"**

= INSTALL
"VMWARE TOOLS"
INTO THE
"GUEST OPERATING
SYSTEM"

**Real computer (= "host computer")
runs 64-bit version of "Windows.."**

**"VMware Workstation Player"
= "virtual machine program"**

**"Virtual machine" runs
"Windows 10"
as a "guest operating system"**

Install "VMware Tools"

The actual steps for “Big Step 400” are located at:
http://aztcs.org/meeting_notes/winhardsig/virtualmachines/vmware-4B-install-VMwareTools-to-Win10.pdf

<http://bit.ly/vmbigstep400>