

USING THE WINDOWS 10 "MEDIA CREATION TOOL"

by Francis Chao
fchao2@yahoo.com

TuCSon COMPUTER
SOCIETY



An International
Association of Technology
& Computer User Groups

WINNERS
WINdows usERS

GREATER SOUTH BAY PC USERS GROUP

**Web location for this
presentation:**

<http://aztcs.org>

Click on “**Meeting
Notes**”

SUMMARY

From inside any "Windows XP" or "Windows Vista" or "Windows 7" or "Windows 8.1" computer, you can download and use the "Media Creation Tool" to

- 1) perform a direct wizard-based upgrade up to "Windows 10" or
- 2) create DVDs for doing 1)

"MEDIA CREATION TOOL"

- The "bitness" of the "Download Tool" that you download must match the "bitness" of the "Windows XP" or higher computer that you are that you are downloading it into. Otherwise it will not run after you download it into your computer:

Windows 10 Setup



The architecture you selected doesn't match your PC. For example, if your PC is running the 64-bit version of Windows, you need to use the 64-bit version of the tool. Try running the tool again and make sure you select the correct architecture.

OK

"MEDIA CREATION TOOL" (continued)

- The 32-bit Media Creation Tool will only run in a 32-bit version of "Windows XP", "Windows Vista", "Windows 7", "Windows 8.1", or "Windows 10"

"MEDIA CREATION TOOL" (continued)

- The 64-bit Media Creation Tool will only run in a computer is running a 64-bit version of "Windows XP", "Windows Vista", "Windows 7", "Windows 8.1", or "Windows 10"

"MEDIA CREATION TOOL" (continued)

- Use a Web browser to go to <https://www.microsoft.com/en-us/software-download/windows10>
Page down or scroll downward.
Then download the "Media Creation Tool".
Then use it to download an .ISO file.
Then burn the .ISO file to a DVD disc.
Then use the DVD disc to upgrade your computer.

Windows 10 x

https://www.microsoft.com/en-us/software-download/windows10

Microsoft Store Products Support Search Microsoft.com Sign in

Software Download Windows 10 Windows 8.1 Windows 7


Get Windows 10

Looking to upgrade this PC?

Qualified Windows 7 or Windows 8.1 devices can upgrade for free.

Click the Upgrade now button to begin the upgrade. Click [here](#) for information on qualified editions.

[Upgrade now](#)




Windows 10 x

https://www.microsoft.com/en-us/software-download/windows10

Need to create a USB, DVD or ISO?


If you need to install or reinstall Windows 10 using a USB or DVD, you can use the media creation tool below to create your own installation media with either a USB flash drive or a DVD. The tool provides file formats optimized for download speed and can be used to create ISO files.

If you're on an **Enterprise edition**, the media creation tool and the Upgrade now button above won't work for an upgrade. Please see the [Volume Licensing Service Center](#) for more information.


 [Before you begin](#)

[Download tool now](#)

[Privacy](#)

 [Using the media creation tool](#)

[More options](#)



Download tool now

Privacy




Using the media creation tool

More options



MediaCreation...exe




"MEDIA CREATION TOOL" (continued)

- Leave the top option selection if you want to use the perform a direct wizard-based upgrade up to "Windows 10".

Select the bottom option, if you want to download a Windows.iso file to burn to a DVD disc:

What do you want to do?

- Upgrade this PC now
- Create installation media for another PC




Back

Next

What do you want to do?

- Upgrade this PC now
- Create installation media for another PC

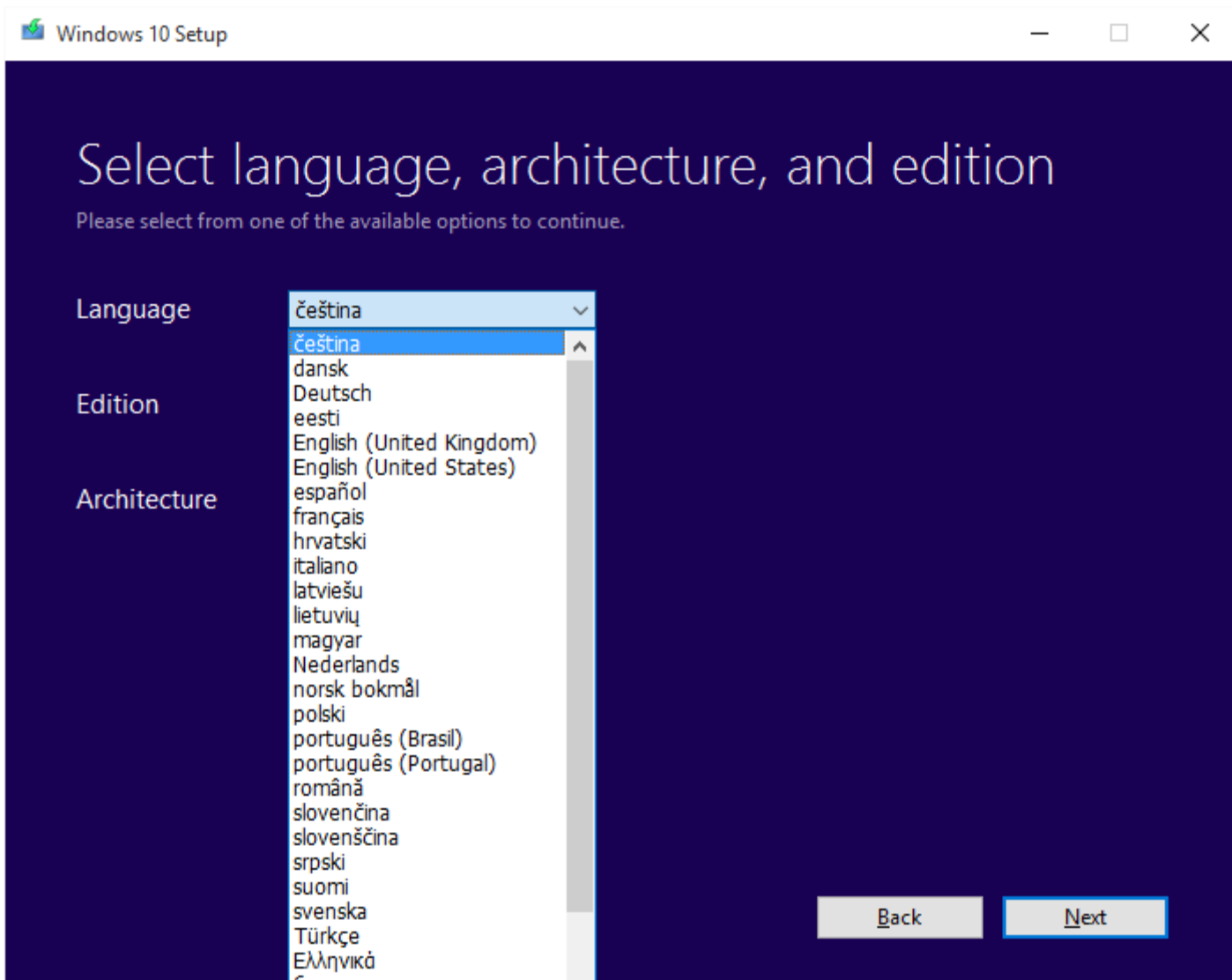


What do you want to do?

- Upgrade this PC now
- Create installation media for another PC

[Back](#) [Next](#)





Select language, architecture, and edition

Please select from one of the available options to continue.

Language

English (United States) ▾

Edition

Windows 10 Home ▾

Architecture

- Windows 10 Home
- Windows 10 Home N
- Windows 10 Home Single Lang
- Windows 10 Pro
- Windows 10 Pro N

Back

Next

Select language, architecture, and edition

Please select from one of the available options to continue.

Language

Edition

Architecture

Choose which media to use


If you want to install Windows 10 on another partition, you need to create and then run the media to install it.

USB flash drive

It needs to be at least 3 GB.

ISO file

You'll need to burn the ISO file to a DVD later.



Back

Next

Choose which media to use

If you want to install Windows 10 on another partition, you need to create a new partition.

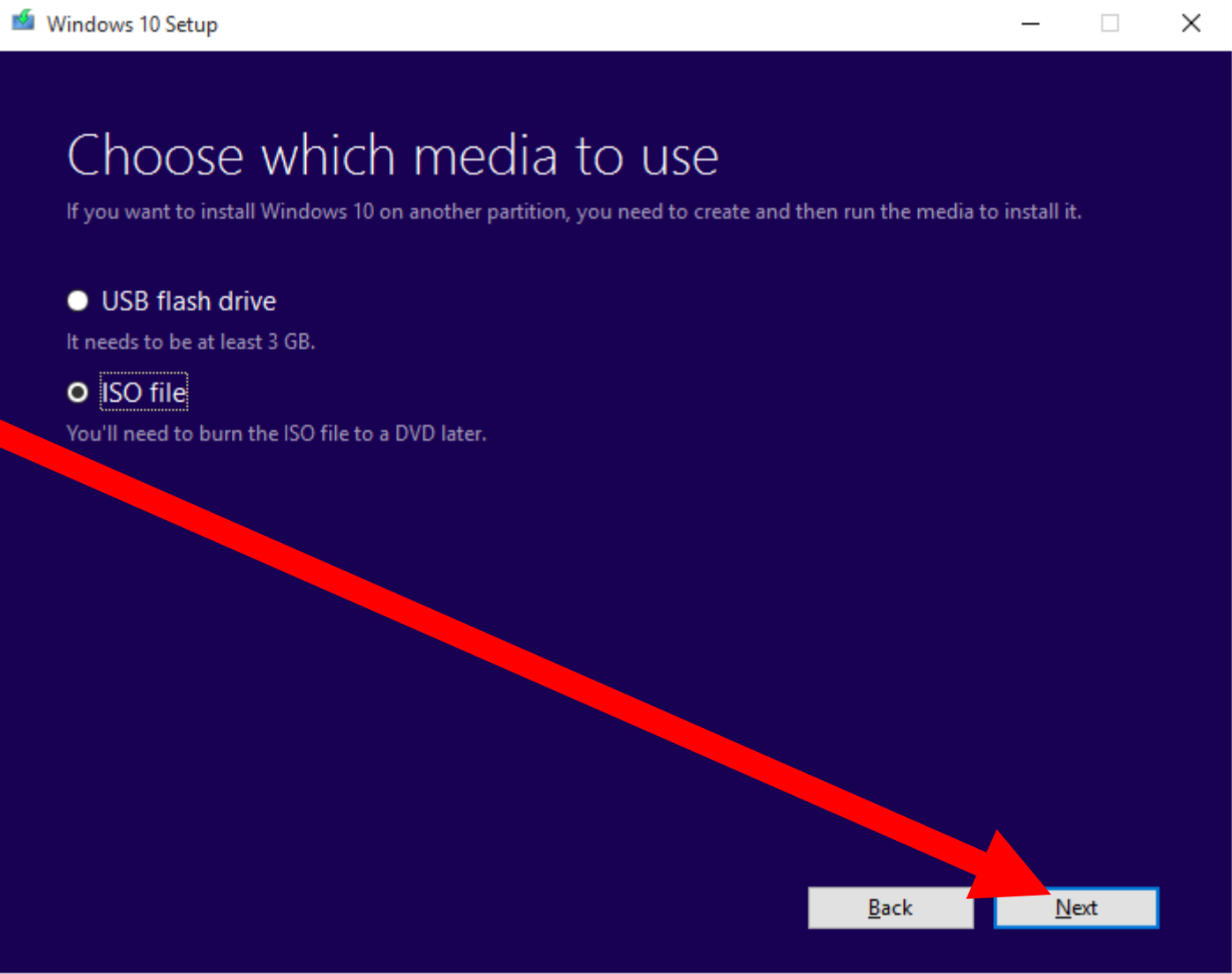
USB flash drive

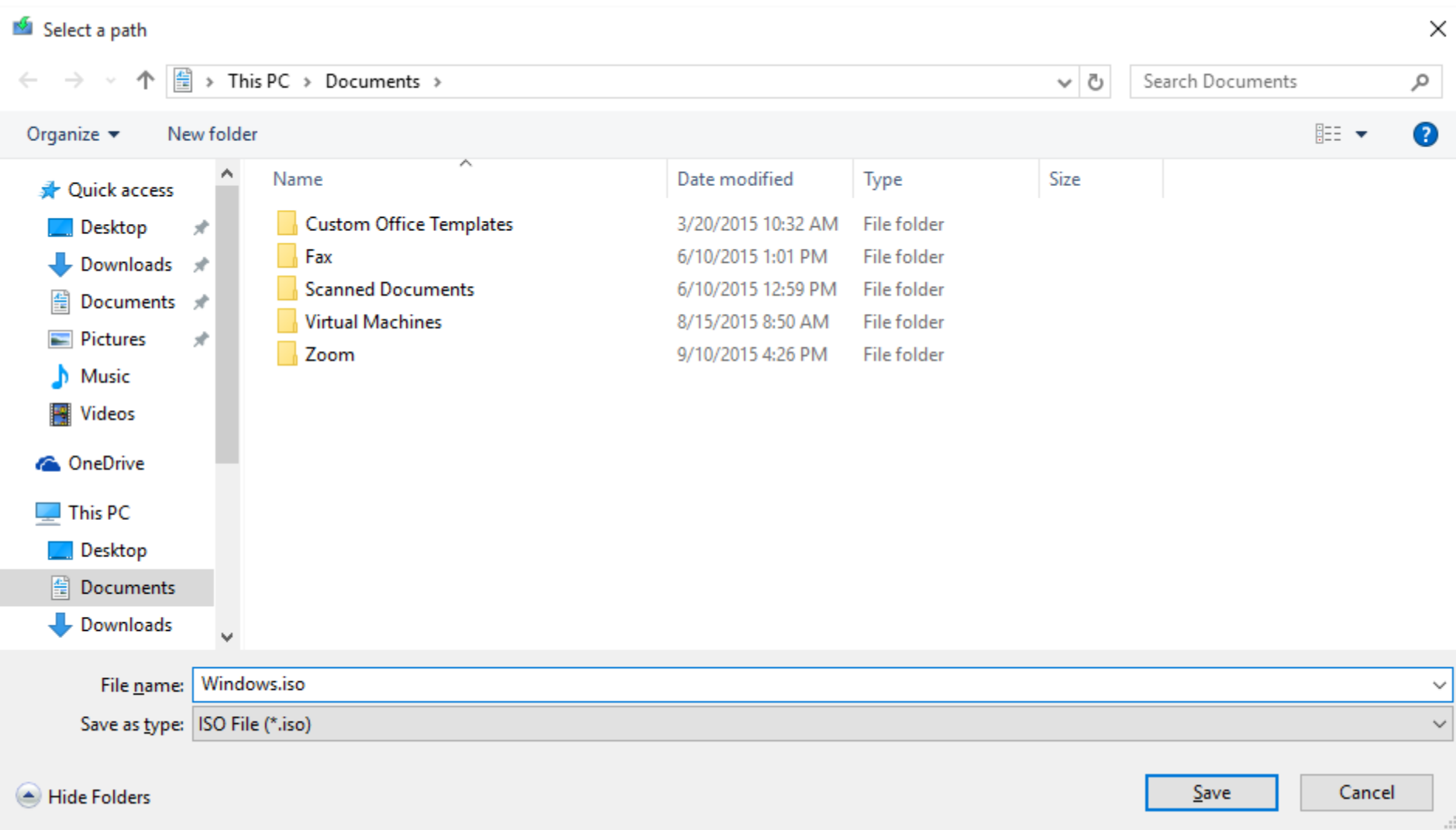
It needs to be at least 3 GB.

ISO file

You'll need to burn the ISO file to a DVD later.







Downloading Windows 10

Feel free to keep using your PC.

Progress: 0%

Back

Next

Creating Windows 10 media

Feel free to keep using your PC.

⋯ Progress: 5%

Back

Next

Creating Windows 10 media

Feel free to keep using your PC.

•• Progress: 76%

Back

Next

Burn the ISO file to a DVD

Make sure you have the product key when you're ready to install.

C:\Users\testuser\Documents\Windows.iso

Open DVD burner

What next?

Back

Finish

"MEDIA CREATION TOOL"

(continued)

- If you need a software program for burning a DVD, you can download and install the free version of "Burnaware" at <http://www.burnaware.com/download.html>